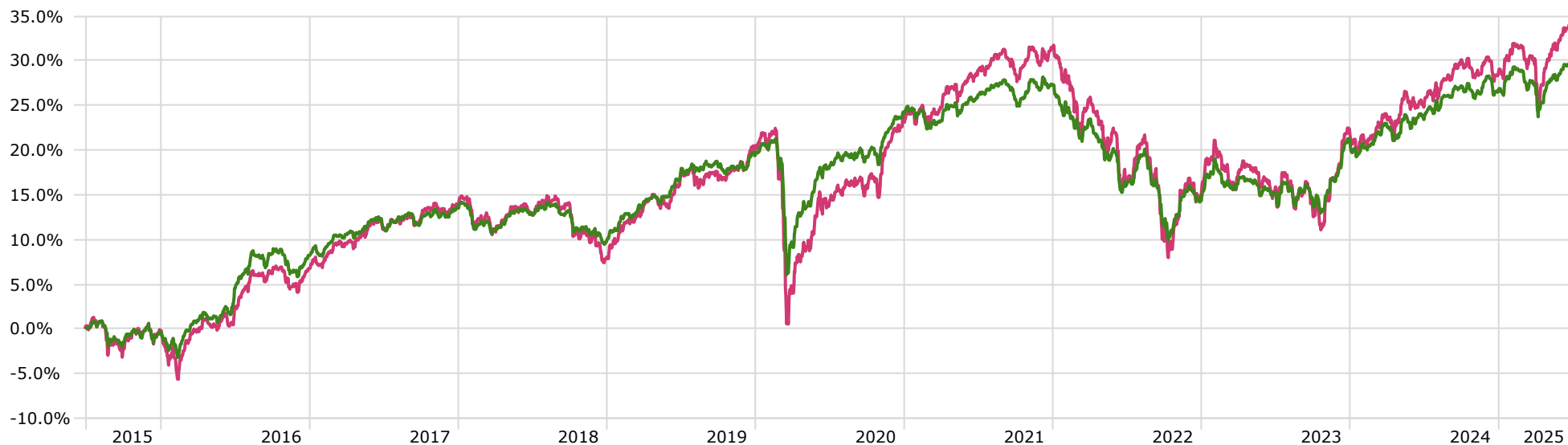




Master Conservative Investment Percentage Growth

Time Period: 01/07/2015 to 30/06/2025



— IA Mixed Investment 0-35% Shares

30.1% — Master Conservative

34.6%

Performance (Annualised)

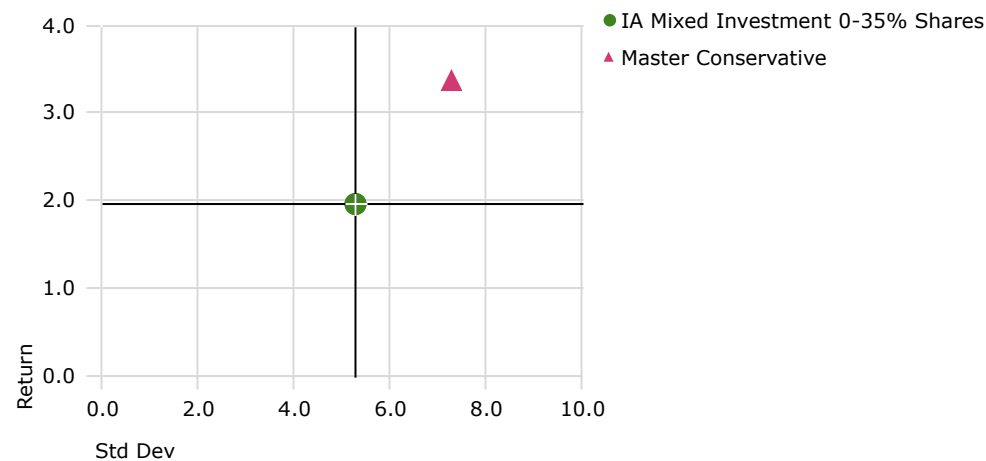
Time Period: 01/07/2020 to 30/06/2025 Calculation Benchmark: None

Indices	Return	Std Dev	Sharpe Ratio	Max Drawdown
IA Mixed Investment 0-35% Shares	1.96	1.52	0.02	-12.46
Master Conservative	3.37	2.11	0.05	-16.23

Risk-Reward

Time Period: 01/07/2020 to 30/06/2025

Calculation Benchmark: None





Master Balanced Investment Percentage Growth

Time Period: 01/07/2015 to 30/06/2025



Performance (Annualised)

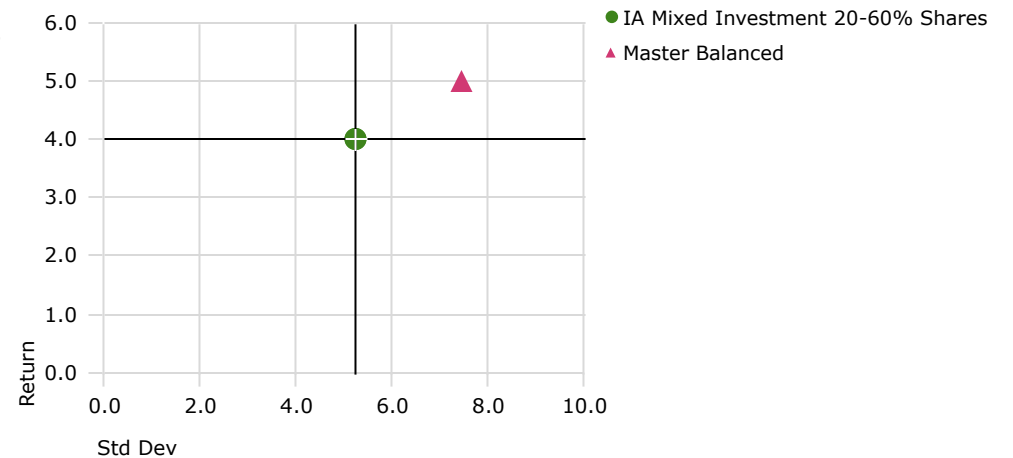
Time Period: 01/07/2020 to 30/06/2025 Calculation Benchmark: None

Indices	Return	Std Dev	Sharpe Ratio	Max Drawdown
IA Mixed Investment 20-60% Shares	4.00	1.86	0.07	-12.34
Master Balanced	4.98	2.45	0.08	-17.08

Risk-Reward

Time Period: 01/07/2020 to 30/06/2025

Calculation Benchmark: None





Master Growth Investment Percentage Growth

Time Period: 01/07/2015 to 30/06/2025



— IA Mixed Investment 40-85% Shares

72.0% — Master Growth

73.6%

Performance (Annualised)

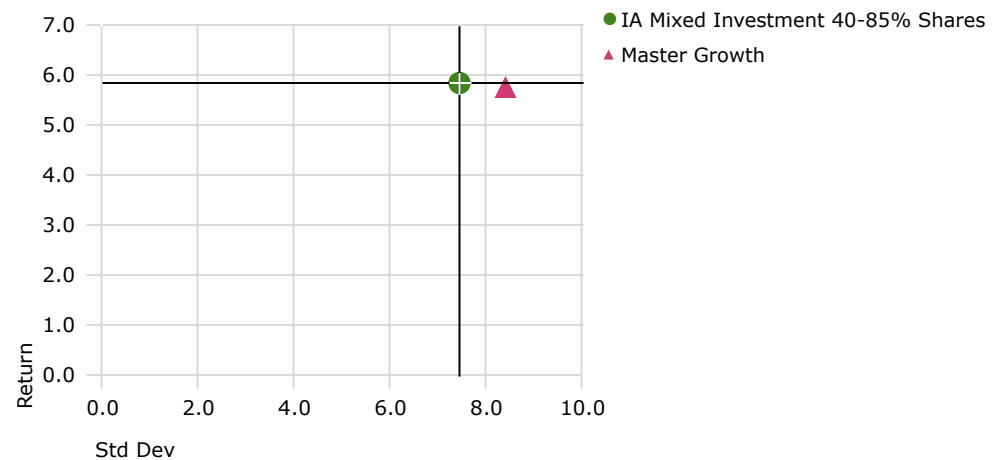
Time Period: 01/07/2020 to 30/06/2025 Calculation Benchmark: None

Indices	Return	Std Dev	Sharpe Ratio	Max Drawdown
IA Mixed Investment 40-85% Shares	5.83	2.31	0.10	-12.72
Master Growth	5.76	2.74	0.09	-18.38

Risk-Reward

Time Period: 01/07/2020 to 30/06/2025

Calculation Benchmark: None





Master Aggressive Investment Percentage Growth

Time Period: 01/07/2015 to 30/06/2025



Performance (Annualised)

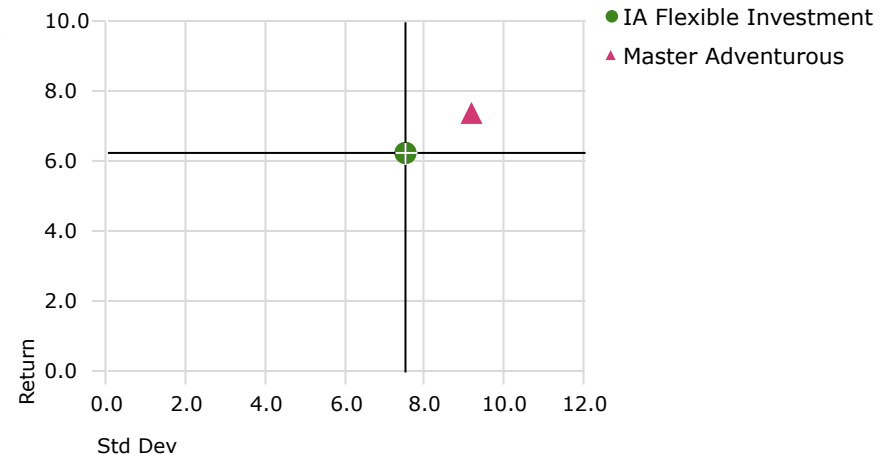
Time Period: 01/07/2020 to 30/06/2025 Calculation Benchmark: None

Indices	Return	Std Dev	Sharpe Ratio	Max Drawdown
IA Flexible Investment	6.18	2.28	0.11	-11.56
Master Adventurous	7.37	2.75	0.12	-16.62

Risk-Reward

Time Period: 01/07/2020 to 30/06/2025

Calculation Benchmark: None





Master Defensive Investment Percentage Growth

Time Period: 01/07/2020 to 30/06/2025



Performance (Annualised)

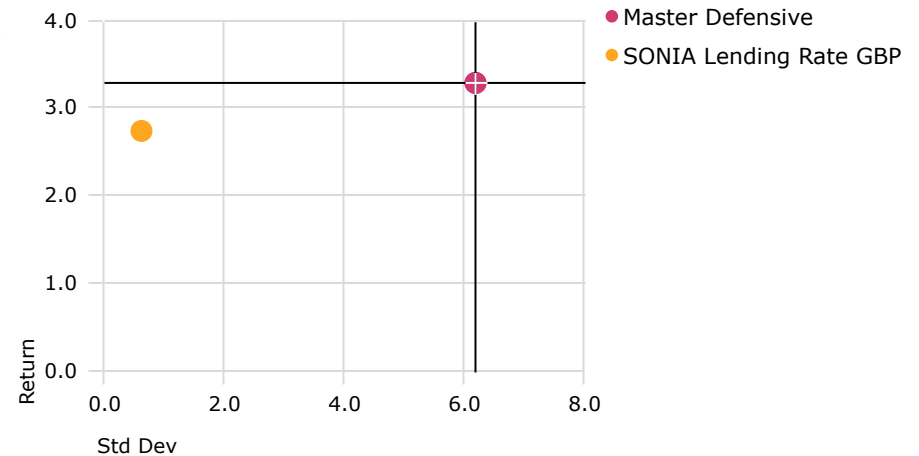
Time Period: 01/07/2020 to 30/06/2025 Calculation Benchmark: None

Indices	Return	Std Dev	Sharpe Ratio	Max Drawdown
Master Defensive	3.28	1.79	0.05	-13.41
SONIA Lending Rate GBP	2.75	0.19	0.05	

Risk-Reward

Time Period: 01/07/2020 to 30/06/2025

Calculation Benchmark: None





LAM Disclaimer

The information contained in this document is issued by Longley Asset Management (LAM).

Source for all graphs and market data is Morningstar Direct.

The returns are shown net of investment management and internal fund fees.

Opinions constitute our judgment as at the date of publication and are subject to change without warning.

The value of investments and the income from them can go down as well as up and you may not recover the amount of your original investment. Past performance is not a reliable indicator of future results and forecasts are not a reliable indicator of future performance.

Where an investment involves exposure to foreign currency, changes in the rates of exchange may cause the value of the investment, and the income from it, to go up or down. Commissions and exchange fees are not included.

In the case of some investments, you should be aware that there is no recognised market for them, and that it may therefore be difficult for you to deal in them or for you to obtain reliable information about their value or the extent of the risks to which they are exposed.

Certain investments carry a higher degree of risk than others and are, therefore, unsuitable for some investors. It may be possible to lose all of your initial capital in certain types of investments.

Before contemplating any transaction you should consider whether you require financial advice.

Nothing in this document should be construed as a solicitation or offer, or recommendation, to buy or sell securities or any other investment or banking product, or to provide any investment advice or service. Nothing contained in this document constitutes investment, legal, tax or other advice and is not to be relied upon in making an investment or other decision.

Longley Asset Management is authorised and regulated by the Financial Conduct Authority.
Registered in England and Wales No. 5031220. Registered Office: 1 Vincent Square, London SW1P 2PN.